

Please read and save these instructions. Read through this owner's manual carefully before using the product. Protect yourself and others by observing all safety information, warnings and cautions. Failure to comply with the instructions could result in personal injury and/or damage to the product or property. Please retain instructions for future reference.



PRO RECHARGEABLE FLASHLIGHT WITH DUAL FUNCTION LED AND UV INSPECTION LIGHT

FOR CUSTOMER SERVICE

Technical Question?

CALL 1-866-458-2472

customerservice@oem-tools.com

UNPACKING

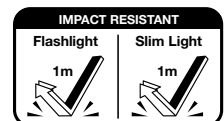
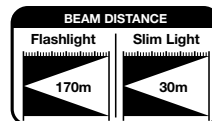
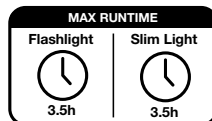
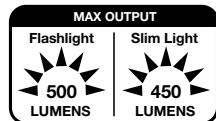
After unpacking, inspect carefully for any damage that may have occurred during transit. Check for loose, missing, or damaged parts. If any damage is observed, a shipping damage claim must be filed with carrier. Do not use the flashlight if it appears damaged in any way, operates abnormally or is missing parts.



Adjusts to 5 Light Modes:
100% = 500/450 Lumens
30% = 150/125 Lumens
10% = 55/40 Lumens
Strobe
S.O.S.



Cree (T6)
Bulb



⚠ WARNING

The following safety information is provided as a guideline to help you operate your Rechargeable Flashlight under the safest possible conditions. Any tool or piece of equipment can be potentially dangerous to use when safety or safe handling instructions are not known or not followed. The following safety instructions are to provide the user with the information necessary for safe use and operation. Please read and retain these instructions for the continued safe use of your tool. Failure to follow instructions listed below may result in serious injury. In addition, make certain that anyone who uses the equipment understands and follows these safety instructions as well.

Explanation of Safety Signal Words

⚠ WARNING: Indicates a potentially hazardous situation which, if not avoided, could result in death or serious injury.

⚠ CAUTION: Indicates a potentially hazardous situation which, if not avoided, may result in minor or moderate injury.

CAUTION: Used without the safety alert symbol indicates a potentially hazardous situation which, if not avoided, may result in property damage.

NOTES: Provide clarity and helpful information.

Thank you very much for choosing an OEMTOOLS® Product!

For future reference, please register your new tool at www.oem-tools.com and complete the owner's record below:

Model: _____ **Purchase Date:** _____

Save the receipt, warranty and these instructions. It is important that you read the entire manual to become familiar with this product before you begin using it. This product is designed for certain applications only. OEMTOOLS® cannot be responsible for issues arising from modification. We strongly recommend this product is not modified and/or used for any application other than that for which it was designed. If you have any questions relative to a particular application, DO NOT use the product until you have first contacted customer service to determine if it can or should be performed on the product.





**PRO RECHARGEABLE FLASHLIGHT
WITH DUAL FUNCTION LED AND
UV INSPECTION LIGHT**

**! IMPORTANT INSTRUCTIONS
AND SAFETY RULES**

1. Know your flashlight. Read this manual carefully. Learn the flashlight's applications and limitations, as well as, potential hazards specific to it.
2. Keep work area clean and well lit. Cluttered or dark work areas invite accidents.
3. Keep children away. All children should be kept away from the work area. Never let a child handle a tool without strict adult supervision.
4. Use safety equipment. Eye protection should be worn at all times when working this light tool. Use ANSI approved safety glasses. Everyday eyeglasses are NOT safety glasses. Dust mask, non-skid safety shoes, hard hat or hearing protection should be used in appropriate conditions.
5. Do not use the flashlight if the switch does not turn it on and off. Any tool that cannot be controlled with the switch is dangerous and must be repaired.
6. Check for damage. Check your flashlight and batteries regularly. If part of the flashlight is damaged it should be carefully inspected to make sure that it can perform its intended function correctly. If in doubt, the part should be repaired or replaced.
7. Keep away from flammables. Do not attempt to operate this flashlight near flammable materials or combustibles. Failure to comply may cause serious injury or death.

PRODUCT SPECIFICATIONS

- Lightweight, anodized aluminum housing
- Charge time: 5 Hours
- Accessories: USB Charging Cord, AC Adapter, (1) 18650 Rechargeable Battery and Magnetic 180° Swivel Hook

FLASHLIGHT

Mode	100%	30%	10%	Strobe	S.O.S.
Output	500	150	55	/	/
Runtime	3.5 Hours	6 Hours	20 Hours	/	/
Beam Distance	170m /510 ft.				
Impact Resistant	1m				
Dimensions	6.5" Length 1.3" Diameter 1.1" Head				

ULTRA SLIM INSPECTION LIGHT

Mode	100%	30%	10%	Strobe	S.O.S.
Output	450	125	40	/	/
Runtime	3.5 Hours	6 Hours	20 Hours	/	/
Beam Distance	30m /90 ft.				
Impact Resistant	1m				
Dimensions	7.9" Length 0.9" Diameter 1.2" Head				



**PRO RECHARGEABLE FLASHLIGHT
WITH DUAL FUNCTION LED AND
UV INSPECTION LIGHT**

OPERATING INSTRUCTIONS

1. Basic operation: slightly touch the black button on the body to turn the light on.
2. Light mode operation: press on once for 100% brightness, press again for 30% brightness, press again for 10% brightness, again for Strobe and again for S.O.S. To turn the light off press it one more time after S.O.S. mode. To use the TRUE UV LED light, press the purple button on the back of the ultra slim inspection light attachment. To turn off, press the purple button again.
3. To change the flashlight to the ultra slim inspection light, simply screw off the flashlight attachment and screw on the ultra slim inspection light attachment. Store the attachment not being used in a safe place to prevent damage to the lights.

BATTERY REPLACEMENT

1. Plug the USB cord into the USB port on the flashlight.
2. Make sure 18650 battery is correctly placed into the body of the flashlight.
3. Plug USB cord into charging unit.
4. Plug charging unit into 120V outlet.
5. (1) 18650 Li-Ion battery will fully recharge in 5 hours. At 100% power, you should have a fully charged beam for up to 3.5 hours.

Figure	Description	Quantity
A	500 Lumen Rechargeable Flashlight	1
B	Charging Unit	1
C	3.7V 18650 Li-Ion Battery	1
D	450 Lumen Ultra Slim Inspection Light	1
E	USB Cord	1
F	Magnetic 180° Swivel Hook	1



NOTE

OEMTOOLS® and/or its distributors have provided the parts list and assembly diagram as a reference only. Neither OEMTOOLS® and/or its distributors make any representation or warranty of any kind to the buyer and/or user of this product that he or she is qualified to do any repairs or replace any parts of this product. OEMTOOLS® and its distributors expressly state that all repairs or parts replacement should be done by certified or licensed technicians. The buyer assumes all risk and liability arising out of his or her repairs or parts replacement to the original product.



PRO RECHARGEABLE FLASHLIGHT WITH DUAL FUNCTION LED AND UV INSPECTION LIGHT

OEMTOOLS® LIMITED LIFETIME WARRANTY

Please read the following carefully.

If for as long as you own this OEMTOOLS® product you find any defect in material or workmanship, through normal usage, return it to the place of purchase, or to OEMTOOLS® for repair or replacement at our discretion. In order to obtain this service send your tool and proof of purchase, transportation pre-paid, to OEMTOOLS® Q.A. Dept, 3850 Raines Road #3, Memphis, TN 38118. We will not be responsible for lost or damaged goods during transportation, please insure your package. If our inspection verifies the defect, we will either repair or replace the product at our election, or we may elect to refund the purchase price if we cannot readily and quickly provide you with a replacement. We will return repaired products at our expense, but if we determine there is no defect, or that the defect resulted from causes not within the scope of our warranty, then you must bear the cost of returning the product.

OEMTOOLS® does not provide warranty for products labeled other than OEM® or OEMTOOLS®. OEMTOOLS® will not provide any warranty for products subjected to abnormal use. Abnormal use includes, but is not limited to, abuse, accident, alteration, neglect, and unauthorized or unreasonable use or repairs. This warranty does not cover bits, blades, files, batteries, or calibration. We recommend that you maintain your tools and sharpen or replace blades, bits, files, and batteries as necessary. OEMTOOLS® reserves the right to make any changes in construction or design at any time without any obligation in incorporating such changes to tools or equipment previously sold.

OEMTOOLS® makes every effort to assure that its products meet high quality and durability standards, and warrants to the original purchaser that this product is free from defects in materials and workmanship for the duration of this warranty from the date of purchase. This warranty does not apply to damage due directly or indirectly to misuse, abuse, negligence or accidents, repairs or alterations outside our facilities, criminal activity, improper installation, normal wear and tear or to lack of maintenance.

We shall in no event be liable for death, injuries to persons or property, or for incidental, contingent, special or consequential damages arising from the use of our product. Some states do not allow the exclusion or limitation of incidental or consequential damages, so the above limitation of exclusion may not apply to you. THIS WARRANTY IS EXPRESSLY IN LIEU OF ALL OTHER WARRANTIES, EXPRESS OR IMPLIED, INCLUDING THE WARRANTIES OF MERCHANTABILITY AND FITNESS. This warranty gives you specific legal rights, and you may also have other rights, which vary from state to state.

Don't forget to register your new OEMTOOLS® product at www.oem-tools.com.

CONTACT US

3580 E. Raines Road, Suite 3, Memphis, TN 38118
Tel: 1-866-458-2472
www.oem-tools.com